

# DEPARTMENT OF BOTANY

## COURSE CURRICULUM & MARKING SCHEME

### M.Sc. BOTANY

### Semester - IV

SESSION : 2024-25



ESTD: 1958

## GOVT. V.Y.T. PG AUTONOMOUS COLLEGE, DURG, 491001 (C.G.)

(Former Name – Govt. Arts & Science College, Durg)

NAAC Accredited Grade A<sup>+</sup>, College with CPE - Phase III (UGC), STAR COLLEGE (DBT)

Phone : 0788-2212030

Website - [www.govtsciencecollegedurg.ac.in](http://www.govtsciencecollegedurg.ac.in), Email – [autonomousandurg2013@gmail.com](mailto:autonomousandurg2013@gmail.com)

## Syllabus and Marking Scheme for M.Sc. (Botany) Fourth Semester

Session 2024-2025

Paper No.	Title of the Paper	Marks Allotted in Theory		Marks Allotted in Internal Assessment		Credits
		Max	Min	Max.	Min.	
I CC- MBO401	Plant reproduction & utilization of resources	80	16	20	04	05
II CC- MBO402	Plant ecology – II (Pollution & biodiversity conservation)	80	16	20	04	05
III CC- MBO403	Biotechnology and genetic engineering of microbes	80	16	20	04	05
IV CC- MBO404	Elective – I & II 1. Microbial Ecology 2. Ethnobotany	80	16	20	04	05
V	Lab Course I	100	33			04
VI	Lab Course II/Project work	100	33			04
	<b>Total</b>	<b>520</b>		<b>80</b>		<b>28</b>

\*CC- Course Code

04 Theory papers - 320

04 Internal Assessments - 80

02 Practical - 200













Total Marks - 600

Note: 1. 20 marks = 01 credit in Theory Papers and 25 Marks = 01 Credit in practical/Project work

**Govt. V.Y.T. PG Autonomous College, Durg (C.G.)**  
**SESSION-2024-2025**  
**M.Sc. (BOTANY)**  
**PRACTICAL SCHEME**  
**SEMESTER – IV LAB COURSE**

<b>LAB COURSE - 1(6 Hrs)</b>	<b>Max. M. 100</b>
Part – I Plant Reproduction	<b>15</b>
Part – II Plant Resource Utilization and Conservation	<b>15</b>
Part – III Exercise based on Biotechnology	<b>15</b>
Part – IV Exercise based on Microbial Ecology	<b>15</b>
Part – V Spotting/	<b>10</b>
Part – VI Field study	<b>10</b>
Part – VII Viva- Voce	<b>10</b>
Part – VIII Sessional	<b>10</b>
<b>LAB COURSE - 2</b>	<b>100</b>
Project (to be evaluated by external examiner)	

**Name and Signatures of Members Board of Studies**

S. No.	Category	Name of Nominated Members	Signature
1.	Chairperson	<b>Dr. Ranjana Shrivastava</b>	
2.	Members	1. Prof. Smt. Gayatri Pandey	
		2. Dr. G. S. Thakur	
		3. Dr. Shriram Kunjam	
		4. Dr. Satish Kumar Sen	
		5. Dr. Vijay Laxmi Naidu	
		6. Mr. Motiram Sahu	
		7. Dr. Rajeshwari Prabha Lahare	
3.	Subject specialist	1. Prof. P.C. Panda Retd. Professor Borsi Durg C.G.)	
		2. Dr. N.B. Singh (Govt. N.PG. Science College Raipur C.G.)	
4.	VC Nominated member	Dr. Aruna Shrivastava (Govt. D.B. Girls PG College Raipur C.G.)	
5.	Corporate/ Industrial area Representative	Shri Manish Jain (Apollo College, Durg C.G.)	
6.	Ex Meritorious Student PG	Ashwin Gautam	
7.	Subject expert from other Department	Dr. Divya Minz (Department of Zoology, Govt. V.Y.T. PG Autonomous College Durg C.G.)	

Govt. V.Y.T. PG. Autonomous College, Durg (C.G.)

M.Sc. – BOTANY SEMESTER – IV

SESSION-2024-2025

PAPER – I (Course Code- MBO401)

PLANT REPRODUCTION AND UTILIZATION OF RESOURCES

Max. M. - 80

Min. M. - 16

UNIT-I

- **Reproduction:** Methods of Vegetative propagation.
- **Pollination** – pollination – Mechanism and vector
- **Pollen - pistil interaction and Self-incompatibility.**
- Structure of pistil, Pollen stigma interaction, Saprophytic and Gametophytic self incompatibility
- **Fertilization:** Double fertilization, *in-vitro fertilization*.

UNIT-II

- **Male gametophyte:** Structure of anther & development of microsporangium and microsporogenesis, Role of tapetum. Pollen germination, Development of male gametophyte. Pollen storage, Pollen allergy.
- **Female gametophyte:** Structure of Ovule & development of megasporangium, megasporogenesis, Organization of embryo sac and Structure of mature embryo sac cells.

UNIT-III

- **Seed and Fruit development:**
  - **Endosperm** – development and types of endosperm, Xenia and Metaxenia, Mosaic and ruminant endosperm, function and morphological nature of endosperm.
  - **Embryogenesis** – development of dicot and monocot embryo, nutrition of embryo.
  - **Polyembryony** – types and significance of polyembryony.
  - **Apomixes** – types and significance of apomixes.
  - Endospermic & non-endospermic seeds, Dynamics of fruit growth and fruit maturation.

UNIT-IV

- **Utilization of resources:**
  - Plants Used As Avenue Trees: For Shade, Pollution control and aesthetics. {Banyan Tree, Neem, Karanj, Peepal, Siris, Saptarni, Amaltas, Gulmohar, Kadam, *Kachanar*.
  - General information about ethanobotanically important plants of Chhattisgarh.
  - Medicinally and aromatic important plants of Chhattisgarh
    - Aloe, Giloej, Gurmar, Satawari, Kirayat.
    - Tulsi, Dauna, Lemon grass, Mint, Sewanti.

## Laboratory Exercise

- ❖ Study the structure of pollen grain {eg. *Brasica*, *Hibiscus*, *Datura*, *Tridax*, *Thevesia*, *Ipomea*, *Solanum xanthocarpum*}.
- ❖ Study the different types of placentation (Axile, Basal, Marginal Parietal, Free central){eg. Pea, Hibiscus, Brasica, Sunflower, Dianthus}.
- ❖ Isolation of mature embryo from Dicot and Monocot seed {Maize and Gram}.
- ❖ Study the types of pollination in saliva and Vallisneria, Calotropis.
- ❖ Study of Endospermic and nonendospermic seeds.
- ❖ Study of live or herbarium specimens or other visual materials to become familiar with these resources.
- ❖ Botanical characters and their chief constituent of medicinal and aromatic plants.
- ❖ Survey of avenue trees (Local) {Identification, Size, Canopy shape, Status and their other uses}.

## Recommended Books

- Bhojwani, S.S. and Bhatnagar, S.P. 2000. The Embryology of Angiosperm. 4th Ed. vikas Pub. House. N. Delhi.
- Shivanna, K.R. and Johri, B.M. 1985. The Angiosperm Pollen: Structure and Function. Wiley Eastern Ltd. New York.
- Maheshwari P. An introduction to the Embryology of Angiosperm. Tata Mc. Graw Hill Pub. Company LTD. New Delhi.
- Dawara, G.P. and Sharma S.K., Introductory Embryology, Jaiprakash nath and Company, Meerut.
- Singh, Pandey and Jain, Structure and Development of Angiosperm, Rastogi Pub
- Proctor. And Yeo, P. 1973. The Pollination of Flowers, William Collins, London.
- Raghavan V. 1997. Molecular Embryology of Flowering Plants. Cambridge University, Press, Cambridge.
- Medicinal Plants S. C. Joshi.
- The spirit of beautiful trees Raju.

## Outcome:-

- To understand various methods of vegetative reproduction such Air Layering, Budding, Grafting.
- Significance of double fertilization in Angiosperms.
- They know about allergies from pollen grains and pollen storage.
- Learn about endosperm ,embryo,polyembryony and seedless fruits.
- Analyse importance of Avenue trees and uses of medicinal plants.
- Learn about Biodiversity of Ethnobotanical Plants of Chhattisgarh.

### Question Paper Format and Distribution of Marks for PG Semester Examination

Question paper format for the Post-Graduate Examination has been revised from the Session 2018-19. The revised format will be applicable for all the question papers of Semester I, II, III & IV. The following are the main points of the new format:






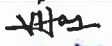





1. The question paper will be of **80 marks** (as before)
2. Questions will be asked Unit-wise in each question paper.
3. From each Unit, the questions will be asked as follows :
  - Q.1 Very short answer type question  
(Answer in one or two sentences) **(02 Marks)**
  - Q.2 Very short answer type question  
(Answer in one or two sentences) **(02 Marks)**
  - Q.3 Short answer type question (Answer in 200-250 words) **(04 Marks)**
  - Q.4 Long answer type questions (Answer in 400-450 words) **(12 Marks)**

Type of Question	Unit-I	Unit-II	Unit-III	Unit-IV
Very Short (2 Questions) (Maximum two sentences)	2 x 2 = 4 Marks	2 x 2 = 4 Marks	2 x 2 = 4 Marks	2 x 2 = 4 Marks
Short (1 Question) 200- 250 words	1 x 4 = 4 Marks	1 x 4 = 4 Marks	1 x 4 = 4 Marks	1 x 4 = 4 Marks
Long answer (1 Question) 400- 450 words	1 x 12 = 12 Marks	1 x 12 = 12 Marks	1 x 12 = 12 Marks	1 x 12 = 12 Marks

#### Note:

1. Question no. 1 and Question 2 will be compulsory.
2. Question no. 3 and 4 will consist of 2 optional questions of which one has to be attempted.
3. As mentioned above, two compulsory very short answer type questions (2+2 marks), one short answer type question with internal choice (4 marks) and one long answer type question with internal choice (12 marks) will be asked from each unit.  
Thus there will be questions of 20 marks from each unit and of total 80 marks from all the four units of the syllabus/syllabi.
4. Internal Assessment Examination will be as follows :
  - i. Internal Test in each paper (20 marks)
  - ii. Seminar (Power point presentation ) in any one of the paper (20 marks)
  - iii. Assignment in each of the remaining papers (excluding the paper of Seminar, (20 marks)
  - iv. Average of marks obtained in internal test + seminar in any one paper and marks obtained in internal test + assignment in rest of the papers will be calculated and taken into consideration.

**Name and Signatures of Members Board of Studies**

S. No.	Category	Name of Nominated Members	Signature
1.	Chairperson	<b>Dr. Ranjana Shrivastava</b>	
2.	Members	1. Prof. Smt. Gayatri Pandey	
		2. Dr. G. S. Thakur	
		3. Dr. Shriram Kunjam	
		4. Dr. Satish Kumar Sen	
		5. Dr. Vijay Laxmi Naidu	
		6. Mr. Motiram Sahu	
		7. Dr. Rajeshwari Prabha Lahare	
3.	Subject specialist	1. Prof. P.C. Panda Retd. Professor Borsi Durg C.G.)	
		2. Dr. N.B. Singh (Govt. N.PG. Science College Raipur C.G.)	
4.	VC Nominated member	Dr. Aruna Shrivastava (Govt. D.B. Girls PG College Raipur C.G.)	
5.	Corporate/ Industrial area Representative	Shri Manish Jain (Apollo College, Durg C.G.)	
6.	Ex Meritorious Student PG	Ashwin Gautam	
7.	Subject expert from other Department	Dr. Divya Minz (Department of Zoology, Govt. V.Y.T. PG Autonomous College Durg C.G.)	



**Govt. V.Y.T. PG. Autonomous College, Durg (C.G.)**

**M.Sc. – BOTANY SEMESTER – IV**

**SESSION-2024-2025**

**PAPER – II (Course Code- MBO402)**

**PLANT ECOLOGY – II (POLLUTION & BIODIVERSITY CONSERVATION)**

**Max. M. – 80**

**Min. M.- 16**

**UNIT-I**

- **Climate, Soil and Vegetation Patterns of the India:**
  - Climate of India. Life zones (Fresh & marine water ),
  - World Major Biomes – Terrestrial and Aquatic biomes (Fresh & Marine water).
  - World Major Vegetation types – forest and grassland vegetation.
  - Soil, Soil genesis, Classification, Texture, Structure, Profiles and types of the India.
  - Biogeography :- Theory of island biogeography, Biogeographical zones of India.

**UNIT-II**

- **Pollution, climate change and ecosystems:**
  - Air, water and soil Pollution: - kinds, sources, Air quality parameters – C, S, Nitrogen compounds, Acid rain, Ozone, Fluorides, Hydrocarbons, Metals, Particulate Matter (PM), Aerosols & Toxicants. Water quality parameters – DO, BOD, COD, Turbidity, Nitrate, Chlorides & Phosphates, effects on plants & ecosystem.
  - Green house gases (Carbon dioxide, methane, nitrous oxide, Chloro-fluorocarbons: sources, trends and role).
  - Ozone layer, ozone hole, consequences of climate change, (global warming, sea level, UV radiation).

**UNIT-III**

- **Biological diversity:**
  - Concepts and levels, status in India, Utilization and concerns, role of biodiversity in ecosystem functions and stability.
  - IUCN categories of threat, distribution and global patterns, Hot Spots in India and world.
  - World centers of primary diversity of domesticated plants: The Indo Burmese center,



plant introductions and secondary centers, Diversity index (Shannon Weavers, Margalf, & Pilou's Methods )

- **Statistical Methods:** Measures of central tendency and dispersal; probability distributions (Binomial, Poisson and normal); Sampling distribution; Difference between parametric and non-parametric statistics; Confidence Interval; Errors; Levels of significance; Regression and Correlation; t-test; Analysis of variance;  $X^2$  test;; Basic introduction to Multivariate statistics, etc.

#### UNIT-IV

- **Conservation strategies:**

- **Conservation Biology:** Principles of conservation, major approaches to management, Indian case studies on conservation/management strategy (Project Tiger, Biosphere reserves).
- In situ conservation, International efforts and Indian initiatives, protected areas in India - sanctuaries national parks, biosphere reserves, Wetlands, Mangroves and coral reefs for conservation of wild biodiversity.
- Ex situ conservation: Principles and practices, botanical gardens, field, general account of the activities of **Botanical Survey of India (BSI)**, **National Bureau of Plant Genetic Resources (NBPGR)**, **Indian Council of Agriculture Research (ICAR)**, **Council of Scientific and Industrial Research (CSIR)** for conservation and non-formal conservation efforts.

#### Laboratory Exercise

- ❖ **Visit NBPGR, BSI, CSIR & ICAR, Recognized Botanical Gardens and Museum.**
- ❖ To determine soil moisture content, porosity and bulk density of soil collected from varying depths at different locations.
- ❖ To determine the water holding capacity of soils collected from different locations.
- ❖ To determine percent organic carbon and organic matter in the soils of cropland, grassland and forest.
- ❖ To estimate rate of carbon dioxide evolution from different soils using soda lime or alkali absorption method.
- ❖ To estimate the dissolved oxygen content in eutrophic and oligotrophic water samples by azide modification method.

- ❖ To estimate chlorophyll content in sulphur dioxide fumigated and unfumigated plant leaves.
- ❖ Field survey of a part of town or city to make the students aware of the diversity of plants in urban ecosystems.

Scientific Visit

- ❖ A protected area, A wetland, A Mangrove.

### **Recommended books:**

- Magurran, A.E. 1988. Ecological diversity and its measurement, Chapman and Hall. London.
- APHA-AWWA-WPCF Standard methods for the examination of water and waste water, American public health association, Washington, D.C.
- Moore, P.W. and Chapman, S.B. 1986. Methods in plant Ecology, Blackwell scientific publications.
- Treshow, M. 1985. Air pollution and plant life, Wiley interscience.
- Mason C.F. 1991. Biology of fresh water pollution, Longman.
- Hill, M.K. 1997. Understanding Environmental pollution, Cambridge university press.
- Kothari, A. 1997. Understanding Biodiversity: Life sustainability and Equity, Orient Longman..
- Paroda, R.S. and Arora R.K. 1991. Plant resources conservation and management, IPGRIP USA Campus, New Delhi.
- Heywood, V.H. and Watson, R.T. 1995. Global biodiversity assessment, Cambridge University press, Cambridge, U.K.

### **Outcome:-**

With the Study the pollution & pollution control students understand two specific concepts served as the basis for the control approach:-

- The assimilative capacity concept, which asserts the existence of a specified level of emissions into the environment which does not lead to unacceptable environmental or human health effects.
- Principle of control concept, which assumes that environmental damage can be avoided by controlling the manner, time and rate at which pollutants enter the environment.
- Application of appropriate technologies is based on a systematic analysis of the source and nature of the emission or discharge in question, of its interaction with the ecosystem and the ambient pollution problem to be addressed, and the development of appropriate technologies to mitigate and monitor pollution impacts.
- Students will help understand the conservation of plant biodiversity. It is important issue concerning the human population worldwide. The anthropogenic pressure, the introduction of alien species, as well as domesticated species and chronic weed

infestation have dramatic effects on plant diversity, which is reflected in an increase in the number of threatened species.

- Students understand Plant biodiversity is a natural source of products to the medical and food industries & their significant value for breeding programs and for developing more productive crops and more resistant plants to biological and environmental stresses

### **Question Paper Format and Distribution of Marks for PG Semester Examination**

Question paper format for the Post-Graduate Examination has been revised from the Session 2018-19. The revised format will be applicable for all the question papers of Semester I, II, III & IV. The following are the main points of the new format:

1. The question paper will be of **80 marks** (as before)
2. Questions will be asked Unit-wise in each question paper.
3. From each Unit, the questions will be asked as follows :
  - Q.1 Very short answer type question  
(Answer in one or two sentences) **(02 Marks)**
  - Q.2 Very short answer type question  
(Answer in one or two sentences) **(02 Marks)**
  - Q.3 Short answer type question (Answer in 200-250 words) **(04 Marks)**
  - Q.4 Long answer type questions (Answer in 400-450 words) **(12 Marks)**

Type of Question	Unit-I	Unit-II	Unit-III	Unit-IV
Very Short (2 Questions) (Maximum two sentences)	2 x 2 = 4 Marks	2 x 2 = 4 Marks	2 x 2 = 4 Marks	2 x 2 = 4 Marks
Short (1 Question) 200-250 words	1 x 4 = 4 Marks	1 x 4 = 4 Marks	1 x 4 = 4 Marks	1 x 4 = 4 Marks
Long answer (1 Question) 400-450 words	1 x 12 = 12 Marks	1 x 12 = 12 Marks	1 x 12 = 12 Marks	1 x 12 = 12 Marks

**Note:**















1. Question no. 1 and Question 2 will be compulsory.
2. Question no. 3 and 4 will consist of 2 optional questions of which one has to be attempted.
3. As mentioned above, two compulsory very short answer type questions (2+2 marks), one short answer type question with internal choice (4 marks) and one long answer type question with internal choice (12 marks) will be asked from each unit.

Thus there will be questions of 20 marks from each unit and of total 80 marks from all the four units of the syllabus/syllabi.

4. Internal Assessment Examination will be as follows:

- v. Internal Test in each paper (20 marks)
- vi. Seminar (Power point presentation ) in any one of the paper (20 marks)
- vii. Assignment in each of the remaining papers (excluding the paper of Seminar. (20 marks)
- viii. Average of marks obtained in internal test + seminar in any one paper and marks obtained in internal test + assignment in rest of the papers will be calculated and taken into consideration.

**Name and Signatures of Board of Studies Member**

S. No.	Category	Name of Nominated Members	Signature
1.	Chairperson	Dr. Ranjana Shrivastava	
2.	Members	1. Prof. Smt. Gayatri Pandey	
		2. Dr. G. S. Thakur	
		3. Dr. Shriram Kunjam	
		4. Dr. Satish Kumar Sen	
		5. Dr. Vijay Laxmi Naidu	
		6. Mr. Motiram Sahu	
		7. Dr. Rajeshwari Prabha Lahare	
3.	Subject specialist	1. Prof. P.C. Panda Retd. Professor Borsi Durg C.G.)	
		2. Dr. N.B. Singh (Govt. N.PG. Science College Raipur C.G.)	
4.	VC Nominated member	Dr. Aruna Shrivastava (Govt. D.B. Girls PG College Raipur C.G.)	
5.	Corporate/ Industrial area Representative	Shri Manish Jain (Apollo College, Durg C.G.)	
6.	Ex Meritorious Student PG	Ashwin Gautam	
7.	Subject expert from other Department	Dr. Divya Minz (Department of Zoology, Govt. V.Y.T. PG Autonomous College Durg C.G.)	

**Govt. V.Y.T. PG Autonomous College, Durg (C.G.)**  
**M.Sc. – BOTANY SEMESTER – IV**  
**SESSION-2024-2025**  
**PAPER – III (Course Code- MBO403)**  
**BIOTECHNOLOGY AND GENETIC ENGINEERING OF MICROBES**

Max. M. - 80

Min. M. - 16

**UNIT – I**

**Recombinant DNA technology:**

- Gene cloning - Principles and techniques, choice of vectors, cloning and expression vectors, chimeric DNA,
- Construction of genomic / cDNA libraries,
- DNA synthesis and sequencing: Sanger and Coulson Method, Maxam Gillbert method.
- Polymerase chain reaction: its variation, application, advantages and limitations.
- DNA fingerprinting and its applications

**UNIT – II**

**Genomics and proteomics: Genetic and physical mapping of genes.**

- Molecular markers for introgression of useful traits, application.
- Artificial chromosomes,
- Genome projects,
- Bioinformatics
- Functional genomics,
- Protein profiling and its significance.

**UNIT – III**

**Microbial genetic manipulation:** Bacterial transformation, introduction of the recombinant DNA into a suitable host and identification of recombinant colonies, selection of recombinants and transformants.

Multiplication Expression and Integration of the DNA insert in host genome.

**UNIT – IV**

- Genetic improvement of industrial microbes and nitrogen fixers.
- Enzyme technology.
- Use of microbes in industry and agriculture.
- Intellectual property rights.
- Possible ecological risks and ethical concerns.
- Cryopreservation and germplasm storage.

### **Laboratory Exercise**

- To study the effect of antibiotics on growth of microorganism.
- Restriction of digestion of microbial DNA, its separation by Agrose gel electrophoresis and visualization by ethidium bromide staining.
- Separation of RNA by Agarose gel electrophoresis and visualization by Et. Br. staining.
- Estimation of DNA

### **Recommended Books**

- Biotechnological innovations in chemical synthesis, BOITOL Pub., Butterworth.
- Industrial Microbiology, G. Reed (Editor), CBS Publishers, New Delhi.
- Industrial Biotechnology, S.N. Jogdand, Himalaya Pub. House, Delhi.
- Elements of Biotechnology, P.K. Gupta, Rastogi Pub. Meerut 2003.
- Biotechnology B.D. Singh, Kalyani Pub. New Delhi 2005.
- A text book of Biotechnology, R.C. Dubey, S. Chand Pub. New Delhi

### **Course Outcomes:**

- The course acquaints the students with concepts of Recombinant DNA technology.
- The course content is so designed as to make students aware about the materials and methods being used in the transfer of DNA and its expression in the target organisms.
- Students learn the science and basic techniques of genetic manipulation and educate them with the scope of the subject.

### Question Paper Format and Distribution of Marks for PG Semester Examination

Question paper format for the Post-Graduate Examination has been revised from the Session 2018-19. The revised format will be applicable for all the question papers of Semester I, II, III & IV. The following are the main points of the new format:

1. The question paper will be of **80 marks** (as before)
2. Questions will be asked Unit-wise in each question paper.
3. From each Unit, the questions will be asked as follows :
  - Q.1 Very short answer type question  
(Answer in one or two sentences) **(02 Marks)**
  - Q.2 Very short answer type question  
(Answer in one or two sentences) **(02 Marks)**
  - Q.3 Short answer type question (Answer in 200-250 words) **(04 Marks)**
  - Q.4 Long answer type questions (Answer in 400-450 words) **(12 Marks)**







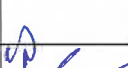




Type of Question	Unit-I	Unit-II	Unit-III	Unit-IV
Very Short (2 Questions) (Maximum two sentences)	2 x 2 = 4 Marks	2 x 2 = 4 Marks	2 x 2 = 4 Marks	2 x 2 = 4 Marks
Short (1 Question) 200-250 words	1 x 4 = 4 Marks	1 x 4 = 4 Marks	1 x 4 = 4 Marks	1 x 4 = 4 Marks
Long answer (1 Question) 400-450 words	1 x 12 = 12 Marks	1 x 12 = 12 Marks	1 x 12 = 12 Marks	1 x 12 = 12 Marks

#### Note:

1. Question no. 1 and Question 2 will be compulsory.
2. Question no. 3 and 4 will consist of 2 optional questions of which one has to be attempted.
3. As mentioned above, two compulsory very short answer type questions (2+2 marks), one short answer type question with internal choice (4 marks) and one long answer type question with internal choice (12 marks) will be asked from each unit.  
Thus there will be questions of 20 marks from each unit and of total 80 marks from all the four units of the syllabus/syllabi.
4. Internal Assessment Examination will be as follows:
  - ix. Internal Test in each paper (20 marks)
  - x. Seminar (Power point presentation ) in any one of the paper (20 marks)
  - xi. Assignment in each of the remaining papers (excluding the paper of Seminar. (20 marks)
  - xii. Average of marks obtained in internal test + seminar in any one paper and marks obtained in internal test + assignment in rest of the papers will be calculated and taken into consideration.



**Name and Signatures of Board of Studies Member**

S. No.	Category	Name of Nominated Members	Signature
1.	Chairperson	<b>Dr. Ranjana Shrivastava</b>	
2.	Members	1. Prof. Smt. Gayatri Pandey	
		2. Dr. G. S. Thakur	
		3. Dr. Shriram Kunjam	
		4. Dr. Satish Kumar Sen	
		5. Dr. Vijay Laxmi Naidu	
		6. Mr. Motiram Sahu	
		7. Dr. Rajeshwari Prabha Lahare	
3.	Subject specialist	1. Prof. P.C. Panda Retd. Professor Borsi Durg C.G.)	
		2. Dr. N.B. Singh (Govt. N.PG. Science College Raipur C.G.)	
4.	VC Nominated member	Dr. Aruna Shrivastava (Govt. D.B. Girls PG College Raipur C.G.)	
5.	Corporate/ Industrial area Representative	Shri Manish Jain (Apollo College, Durg C.G.)	
6.	Ex Meritorious Student PG	Ashwin Gautam	
7.	Subject expert from other Department	Dr. Divya Minz (Department of Zoology, Govt. V.Y.T. PG Autonomous College Durg C.G.)	

**Govt. V.Y.T. PG. Autonomous College, Durg (C.G.)**

**M.Sc. – BOTANY SEMESTER – IV**

**SESSION-2024-2025**

**PAPER-IV {Elective - I} (Course Code- MBO404)**

**MICROBIAL ECOLOGY**

M. M. - 80

Min. - 16

**UNIT - I**

**[Water Microbiology]**

- **Types of water:** Atmospheric water, Surface water; Stored water (sedimentation, interaction of other microbes, light rays, temperature, food supply), Ground Water.
- **Water microorganisms,** Marine microbiology (estuaries, mangroves, deep sea, hydrothermal vent, salt pans, coral reefs), Fresh water microbiology (ponds, lakes, streams).
- **Microbial analysis of water:** Sanitary test for coliforms. Purification of water: Sedimentation, Filtration, Disinfection.

**UNIT – II**

**[Air Microbiology]**

- General introduction to air microflora, droplet nuclei, bioaerosol,
- **Indoor and outdoor aeromicrobiology:** aeromicroflora of pharmacy, aeromicroflora of hospitals and other houses, aeromicroflora of storage materials (library, wall paintings);
- **Aeroallergens and aero allergy;** House dust allergens; Pollen grains; Cosmetics;
- **Assessment of air quality –** Air sampling devices and equipments (impaction, liquid impingement, filtration, electrostatic precipitation and gravity sampling).
- **Phylloplanemicroflora,** Phylloplane pathogens (morphological characters, physiological characters; nutrition. Radiation. pH, temperature), microbial interaction on leaf surfaces.

**UNIT – III**

**[Environmental Microbiology]**

- **Waste as a resource:** Organic compost (definition, process of composting, factors affecting composting, microorganisms, soil and organic matter, role of compost).
- **Biogas production:** solubilization, acetogenesis and methanogenesis, mechanism of methane formation.
- **Sewage (wastewater) treatment:** Sewage microorganisms, BOD and COD, Small-scale sewage treatment (Cesspools, septic tanks), large-scale sewage treatment (primary, secondary).
- **Biodegradation:** microbial degradation of petroleum & xenobiotics, common process of insecticidal metabolism (hydrolytic process, reductive and oxidation).
- **Biodeterioration** of materials (cellulose, food stuffs, paints, rubbers, plastics, fuels, lubricants, metals, stone, cosmetics, toiletries structures). Microbial plastics.

**UNIT - IV**

- **[Plant Diseases - Pathogen and symptoms]**
  - **Bacterial disease** {Citrus canker, Bacterial blight of rice, Scab of potato, Angular leaf spot of cotton, Leaf spot of mango}
  - **Viral diseases** {Leaf curl of papaya, Mosaic of bhindi, Mosaic of Tobacco, Bunchy top of banana}

- **Fungal diseases** (Downy mildew of peas and Crucifers, Powdery mildews of Sisam, rusts diseases of Wheat and Gram, smuts diseases of Wheat and Barly, wilt diseases of Arhar}.
- **Medical Microbiology- Pathogen and symptoms:**
  - **Bacterial disease:** {Diphtheria, Pertussis, Tuberculosis, Pneumonia, Meningitis}
  - **Viral disease:** {Small pox, Chicken pox, Measles, Mumps, Influenza};
  - **Fungal disease:** {Aspergillosis, Blastomycosis, Candidiasis, Cryptococcosis, Histoplasmosis}.

### Laboratory Exercise

- ❖ Water analysis by SPC method.
- ❖ Coliform test for water quality.
- ❖ Isolation of aquatic fungi by baiting technique.
- ❖ Isolation of aeromicroflora by slide exposure method.
- ❖ Isolation of aeromicroflora by petriplate exposure method.
- ❖ Isolation of Phylloplanemicrofloraby serial dilution method or Impression method.
- ❖ Physical analysis of sewage/industrial effluent by measuring Total Solids, Total Dissolved Solids and Total Suspended Solids.
- ❖ Determination of indices of pollution by measuring BOD/COD of different effluents.
- ❖ Identify and comments upon the plant diseases as per prescribed syllabus {Bacterial/Viral/Fungal}.

### Recommended Books

- Dubey, R.C. and D.K., Maheshwari, A Text Book of Microbiology.
- Sharma, P.D., Microbiology and Plant Pathology.
- Pelczar M. and Chan, Microbiology.
- Johri, R.M. and Snehlata, A Text Book of Microbiology.
- Aneja, K.R., Experiments in Microbiology, Plant pathology and Biotechnology.
- Atlas, Microbial Ecology.

### Outcome:-

- Appreciate the diversity of microbes and microbial communities.
- Comprehend the various methods to determine the quality of water.
- Understand the methods employed in waste water treatment.
- Learn the basic principles of infectious disease in plant and human.
- Students will acquire a thorough knowledge about the disease caused by bacteria, virus and fungi.
- Students will be able to know about water portability microbial, bioremediation, waste management, biogeochemical cycling.

### Question Paper Format and Distribution of Marks for PG Semester Examination

Question paper format for the Post-Graduate Examination has been revised from the Session 2018-19. The revised format will be applicable for all the question papers of Semester I, II, III & IV. The following are the main points of the new format:















1. The question paper will be of **80 marks** (as before)
2. Questions will be asked Unit-wise in each question paper.
3. From each Unit, the questions will be asked as follows:
  - Q.1 Very short answer type question  
(Answer in one or two sentences) **(02 Marks)**
  - Q.2 Very short answer type question  
(Answer in one or two sentences) **(02 Marks)**
  - Q.3 Short answer type question (Answer in 200-250 words) **(04 Marks)**
  - Q.4 Long answer type questions (Answer in 400-450 words) **(12 Marks)**

Type of Question	Unit-I	Unit-II	Unit-III	Unit-IV
Very Short (2 Questions) (Maximum two sentences)	2 x 2 = 4 Marks	2 x 2 = 4 Marks	2 x 2 = 4 Marks	2 x 2 = 4 Marks
Short (1 Question) 200- 250 words	1 x 4 = 4 Marks	1 x 4 = 4 Marks	1 x 4 = 4 Marks	1 x 4 = 4 Marks
Long answer (1 Question) 400- 450 words	1 x 12 = 12 Marks	1 x 12 = 12 Marks	1 x 12 = 12 Marks	1 x 12 = 12 Marks

#### Note:

1. Question no. 1 and Question 2 will be compulsory.
2. Question no. 3 and 4 will consist of 2 optional questions of which one has to be attempted.
3. As mentioned above, two compulsory very short answer type questions (2+2 marks), one short answer type question with internal choice (4 marks) and one long answer type question with internal choice (12 marks) will be asked from each unit.  
Thus there will be questions of 20 marks from each unit and of total 80 marks from all the four units of the syllabus/syllabi.
4. Internal Assessment Examination will be as follows:
  - xiii. Internal Test in each paper (20 marks)
  - xiv. Seminar (Power point presentation ) in any one of the paper (20 marks)
  - xv. Assignment in each of the remaining papers (excluding the paper of Seminar. (20 marks)
  - xvi. Average of marks obtained in internal test + seminar in any one paper and marks obtained in internal test + assignment in rest of the papers will be calculated and taken into consideration.

### Name and Signatures of Members Board of Studies

S. No.	Category	Name of Nominated Members	Signature
1.	Chairperson	Dr. Ranjana Shrivastava	
2.	Members	1. Prof. Smt. Gayatri Pandey	
		2. Dr. G. S. Thakur	
		3. Dr. Shriram Kunjam	
		4. Dr. Satish Kumar Sen	
		5. Dr. Vijay Laxmi Naidu	
		6. Mr. Motiram Sahu	
		7. Dr. Rajeshwari Prabha Lahare	
3.	Subject specialist	1. Prof. P.C. Panda Retd. Professor Borsi Durg C.G.)	
		2. Dr. N.B. Singh (Govt. N.PG. Science College Raipur C.G.)	
4.	VC Nominated member	Dr. Aruna Shrivastava (Govt. D.B. Girls PG College Raipur C.G.)	
5.	Corporate/ Industrial area Representative	Shri Manish Jain (Apollo College, Durg C.G.)	
6.	Ex Meritorious Student PG	Ashwin Gautam	
7.	Subject expert from other Department	Dr. Divya Minz (Department of Zoology, Govt. V.Y.T. PG Autonomous College Durg C.G.)	

**Govt. V.Y.T. PG. Autonomous College, Durg (C.G.)**  
**M.Sc. – BOTANY SEMESTER – IV**  
**SESSION-2024-2025**  
**PAPER-IV {Elective -II} (Course Code- MBO404)**

**ETHNOBOTANY**

M. M. - 80

Min. - 16

**UNIT I**

**Traditional system of medicine**—Brief history of use of medicinal herbs, introduction to indigenous systems of medicine Ayurveda, Unani and Siddha system of medicine. Ethnobotany in relation to national priorities and health care programmes.

**UNIT II**

Ethnobotanical importance of Bacteria and Fungi, Ethnoveterinary medicines from plants. Major and minor forest products of Chhattisgarh and WFP non-wood forest products, Role of ethnobotany in sustainable development. Ethnobotanical research method - qualitative and quantitative research method.

**UNIT III**

Ethnobotany in relation to livelihood security, Reference to tribes. Ethnobotanical research done in India. Intellectual Property Rights with particular reference to Traditional knowledge and bio wealth.

**UNIT IV**

Role of ethnobotany in modern medicine, medico ethnobotanical sources in India – Significance of the following plants in ethnobotanical practices. (along with their habitat and morphology). a. *Terminalia arjuna*, b. *Vitex negundo*, c. *Pongamia pinnata*, d. *Cassia auriculata*, e. *Indigo pterinctoria*, Role of ethnobotany in modern medicine with special example of *Rauwolfia serpentina*, *Withania somnifera*, *Tinospora cordifolia*, *Vinca rosea*, *Moringa oleifera*.

**Laboratory Exercises –**

- Documentation techniques of Ethnobotanical knowledge
- Field study of forest area or Tribal area.
- Herbal Preparation –
  - a. Preparation of Triphala.
  - b. Kwath of Triphala
  - c. Preparation of diabetes controlled powder
  - d. Preparation of herbal shampoo
  - e. Giloy Churn
- To separate active principals from the extract of medicinal plants

### Suggested readings:-

- Jain S.K. and Rao R.R.(1971) A handbook of field and herbarium methods. New Delhi ,Today and Tomorrow's Printers and publishers.
- Jain S.K. (1989) Methods and approaches in Ethnobotany. Society of Ethnobotanist, Lucknow.
- VaishnavT.K.(2004) Chhattisgarh ki Anusuchit Janjatiyan ,Adim Jati Anushandhan Avam Prashikshan Sansthan Raipur Prakashankramank 2 pp.1-120.
- Joshi S.G.(2000) Medicinal plants, Oxford & IBH Publishing Co. Pvt.Ltd., New Delhi ,India.
- Kirtikar, K.R.& Basu B.D.(1933-1935), Indian Medicinal plants ,Vol.I to VIII (4 Vols text & 4 Vols. Plates) Reprint 1994, Dehradun U.P.
- Maheshwari ,J.K.Ed.(2000) Ethnobotany and Medicinal Plants of Indian Subcontinent Scientific Publishers, Jodhpur.
- Martin G.J.(1995) Ethnobotany Chapman and Hall. London.

### Outcome :-

- Ethnobotanical research can provide a wealth of information regarding both past and present relationships between plants and the traditional societies.
- Ethnobotany may also prove an important tool in the search of new pharmaceuticals. In addition to its traditional roles in economic botany and exploration of human cognition, ethnobotanical research may be applied to current areas of study such as biodiversity prospecting and vegetation management.
- It is hoped that, in the future, ethnobotany may play an increasingly important role in sustainable development and biodiversity conservation.



### Question Paper Format and Distribution of Marks for PG Semester Examination

Question paper format for the Post-Graduate Examination has been revised from the Session 2018-19. The revised format will be applicable for all the question papers of Semester I, II, III & IV. The following are the main points of the new format:

1. The question paper will be of **80 marks** (as before)
2. Questions will be asked Unit-wise in each question paper.
3. From each Unit, the questions will be asked as follows:

- |   |                   |
|---|-------------------|
| Q.1 Very short answer type question<br>(Answer in one or two sentences) | <b>(02 Marks)</b> |
| Q.2 Very short answer type question<br>(Answer in one or two sentences) | <b>(02 Marks)</b> |
| Q.3 Short answer type question (Answer in 200-250 words)                | <b>(04 Marks)</b> |
| Q.4 Long answer type questions (Answer in 400-450 words)                | <b>(12 Marks)</b> |

Type of Question	Unit-I	Unit-II	Unit-III	Unit-IV
<b>Very Short (2 Questions) (Maximum two sentences)</b>	<b>2 x 2 = 4 Marks</b>	<b>2 x 2 = 4 Marks</b>	<b>2 x 2 = 4 Marks</b>	<b>2 x 2 = 4 Marks</b>
<b>Short (1 Question) 200- 250 words</b>	<b>1 x 4 = 4 Marks</b>	<b>1 x 4 = 4 Marks</b>	<b>1 x 4 = 4 Marks</b>	<b>1 x 4 = 4 Marks</b>
<b>Long answer (1 Question) 400- 450 words</b>	<b>1 x 12 = 12 Marks</b>	<b>1 x 12 = 12 Marks</b>	<b>1 x 12 = 12 Marks</b>	<b>1 x 12 = 12 Marks</b>

**Note:**












1. Question no. 1 and Question 2 will be compulsory.
2. Question no. 3 and 4 will consist of 2 optional questions of which one has to be attempted.
3. As mentioned above, two compulsory very short answer type questions (2+2 marks), one short answer type question with internal choice (4 marks) and one long answer type question with internal choice (12 marks) will be asked from each unit.

Thus there will be questions of 20 marks from each unit and of total 80 marks from all the four units of the syllabus/syllabi.

4. Internal Assessment Examination will be as follows :

- xvii. Internal Test in each paper (20 marks)
- xviii. Seminar (Power point presentation ) in any one of the paper (20 marks)
- xix. Assignment in each of the remaining papers (excluding the paper of Seminar. (20 marks)
- xx. Average of marks obtained in internal test + seminar in any one paper and marks obtained in internal test + assignment in rest of the papers will be calculated and taken into consideration.

**Name and Signatures of Members Board of Studies**









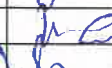


S. No.	Category	Name of Nominated Members	Signature
1.	Chairperson	<b>Dr. Ranjana Shrivastava</b>	
2.	Members	1. Prof. Smt. Gayatri Pandey	
		2. Dr. G. S. Thakur	
		3. Dr. Shriram Kunjam	
		4. Dr. Satish Kumar Sen	
		5. Dr. Vijay Laxmi Naidu	
		6. Mr. Motiram Sahu	
		7. Dr. Rajeshwari Prabha Lahare	
3.	Subject specialist	1. Prof. P.C. Panda Retd. Professor Borsi Durg C.G.)	
		2. Dr. N.B. Singh (Govt. N.PG. Science College Raipur C.G.)	
4.	VC Nominated member	Dr. Aruna Shrivastava (Govt. D.B. Girls PG College Raipur C.G.)	
5.	Corporate/ Industrial area Representative	Shri Manish Jain (Apollo College, Durg C.G.)	
6.	Ex Meritorious Student PG	Ashwin Gautam	
7.	Subject expert from other Department	Dr. Divya Minz (Department of Zoology, Govt. V.Y.T. PG Autonomous College Durg C.G.)	



### Practical:

- 1) Crop planning & management in organic agriculture
- 2) Identification of different fungal and bacterial biocontrol agents
- 3) Application of manures and composts
- 4) Preparation of plant protection inputs Periods












### Name and Signatures of Members Board of Studies

S. No.	Category	Name of Nominated Members	Signature
1.	Chairperson	<b>Dr. Ranjana Shrivastava</b>	
2.	Members	1. Prof. Smt. Gayatri Pandey	
		2. Dr. G. S. Thakur	
		3. Dr. Shriram Kunjam	
		4. Dr. Satish Kumar Sen	
		5. Dr. Vijay Laxmi Naidu	
		6. Mr. Motiram Sahu	
		7. Dr. Rajeshwari Prabha Lahare	
3.	Subject specialist	1. Prof. P.C. Panda Retd. Professor Borsi Durg C.G.)	
		2. Dr. N.B. Singh (Govt. N.PG. Science College Raipur C.G.)	
4.	VC Nominated member	Dr. Aruna Shrivastava (Govt. D.B. Girls PG College Raipur C.G.)	
5.	Corporate/ Industrial area Representative	Shri Manish Jain (Apollo College, Durg C.G.)	
6.	Ex Meritorious Student PG	Ashwin Gautam	
7.	Subject expert from other Department	Dr. Anil Kumar (Department of Zoology, Govt. V.Y.T. PG. Autonomous College Durg C.G.)	

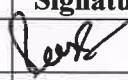










### Practical:

- 1) Crop planning & management in organic agriculture
- 2) Identification of different fungal and bacterial biocontrol agents
- 3) Application of manures and composts
- 4) Preparation of plant protection inputs Periods

### Name and Signatures of Members Board of Studies

S. No.	Category	Name of Nominated Members	Signature
1.	Chairperson	<b>Dr. Ranjana Shrivastava</b>	
2.	Members	1. Prof. Smt. Gayatri Pandey	
		2. Dr. G. S. Thakur	
		3. Dr. Shriram Kunjam	
		4. Dr. Satish Kumar Sen	
		5. Dr. Vijay Laxmi Naidu	
		6. Mr. Motiram Sahu	
		7. Dr. Rajeshwari Prabha Lahare	
3.	Subject specialist	1. Prof. P.C. Panda Retd. Professor Borsi Durg C.G.)	
		2. Dr. N.B. Singh (Govt. N.PG. Science College Raipur C.G.)	
4.	VC Nominated member	Dr. Aruna Shrivastava (Govt. D.B. Girls PG College Raipur C.G.)	
5.	Corporate/ Industrial area Representative	Shri Manish Jain (Apollo College, Durg C.G.)	
6.	Ex Meritorious Student PG	Ashwin Gautam	
7.	Subject expert from other Department	Dr. Anil Kumar (Department of Zoology, Govt. V.Y.T. PG. Autonomous College Durg C.G.)	

### Name and Signatures of Members Board of Studies

S. No.	Category	Name of Nominated Members	Signature
1.	Chairperson	<b>Dr. Ranjana Shrivastava</b>	
2.	Members	1. Prof. Smt. Gayatri Pandey	
		2. Dr. G. S. Thakur	
		3. Dr. Shriram Kunjam	
		4. Dr. Satish Kumar Sen	
		5. Dr. Vijay Laxmi Naidu	
		6. Mr. Motiram Sahu	
		7. Dr. Rajeshwari Prabha Lahare	
3.	Subject specialist	1. Prof. P.C. Panda Retd. Professor Borsi Durg C.G.)	
		2. Dr. N.B. Singh (Govt. N.PG. Science College Raipur C.G.)	
4.	VC Nominated member	Dr. Aruna Shrivastava (Govt. D.B. Girls PG College Raipur C.G.)	
5.	Corporate/ Industrial area Representative	Shri Manish Jain (Apollo College, Durg C.G.)	
6.	Ex Meritorious Student PG	Ashwin Gautam	
7.	Subject expert from other Department	Dr. Divya Minz (Department of Zoology, Govt. V.Y.T. PG. Autonomous College Durg C.G.)	